



Playground Communication Boards

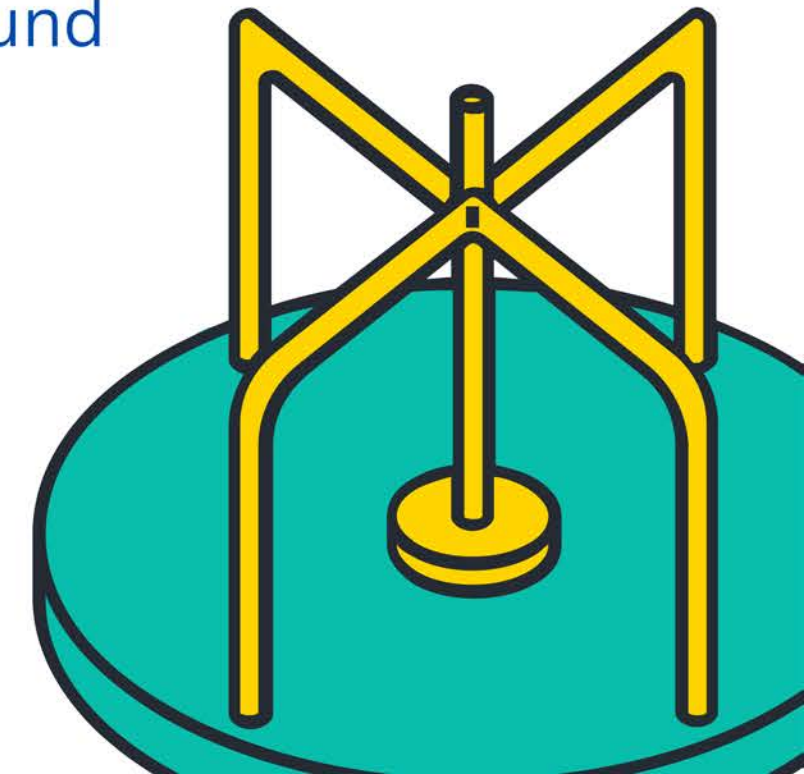




Introduction...



My name is Jennifer Harvey. I am an Educational Assistant with the Simcoe Muskoka Catholic District School Board for the past 21 years. I am a two time recipient of Empower Simcoe Inclusion Awards 2017, 2023. I am a strong advocate for children of all abilities, and I am excited to discuss the benefits of playground communication boards in your community.



Communication Difficultes

They struggle to express their wants and needs which can lead to frustration and hinders their ability to engage in play and form friendships.

Social Isolation

The children may struggle joining in on conversations thus leading to feelings of isolation.

Difficulty Advocating

Nonverbal children might struggle to stand up for themselves or report mistreatment therefore making them possible targets for teasing.

Misunderstandings

Nonverbal children often use gestures or facial expressions to communicate. Sometimes they are misinterpreted by others leading to misunderstandings and frustrations.

Challenges in Emergencies

In emergency situations, nonverbal children might have issues communication with adults or their peers. This can potentially impact their safety and well being.

Challenges Nonverbal Children Face in a Playground Setting






The Role of Inclusivity in Playgrounds

- Embracing Diversity
- Encouraging Social Interaction
- Fostering Learning Development
- Boosting Self Esteem
- Promoting Physical Activity
- Creating Awareness and Acceptance
- Supporting Families
- Setting a Positive Example



Playground Communication Boards



Communication boards are a tool designed to facilitate effective communication for nonverbal individuals. Through a carefully selected set of images, these boards empower users to express their wants and needs during play time. The boards are fully customizable and are constructed with durable weather resistant material that withstand outdoor elements.



Features of the Boards

THE PARK'S NAME
Communication Station (option #2 Style B)

Barrie

I/me/my	he/him	she/her	who	what	where	please	thank you	stop	go						
they/them	you	am/is/are	want	why	when	hello	bye	help	run/chase						
yes	look/see	like/love	happy	sad	hurt	friend(s)	sit	play	walk						
no	hot	cold	tired	scared	sorry	fun/ny	all done	wall	climber						
hungry	thirsty	lost	fast/er	slow/er	push me	swing	slide	see saw	merry-go-round						
up	on	washroom	Q	W	E	R	T	Y	U	I	O	P	bench	beam	again
down	off	home	A	S	D	F	G	H	J	K	L	bars	table	your turn	
			Z	X	C	V	B	N	M						
			0	1	2	3	4	5	6	7	8	9			

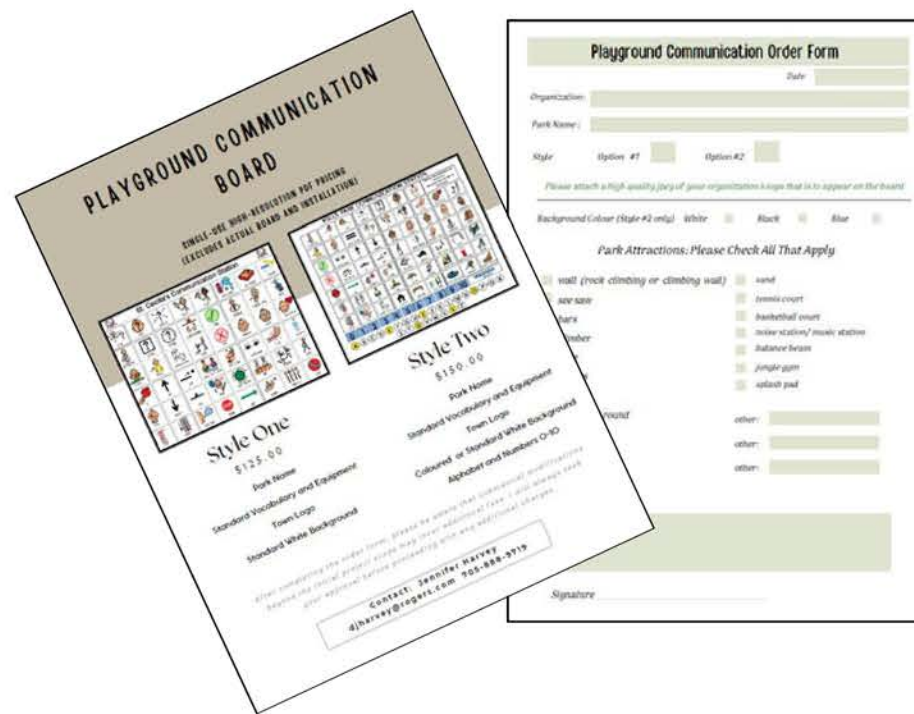
This communication station is designed to help individuals of all abilities to communicate.

Talking with friends is so much fun. Pictures help us talk to everyone!

Pointing to the pictures while speaking the word(s) may help children develop communication skills.

- PARK'S NAME
- PERSONAL LOGO
- CORE VOCABULARY
- DIVERSE CHARACTERS
- CUSTOMIZABLE EQUIPMENT
- NUMBERS & ALPHABET
- CUSTOMIZABLE PHRASES

The Process...




First choose the style you are wanting

Then choose the attractions you want to include

I design a high resolution PDF which gets sent to you for final approval

You send PDF to the vinyl printer of your choosing to be printed and later installed by your team

Images



All PCS images are a registered trademark of Tobii Dynavox LLC. All rights reserved. Used with permission.

What People Are Saying...

“ It would be nice to see these boards on every school yard and every park ”

resident of Collingwood, Ontario

“ The pictures make a lot of sense to be able to help him understand more and to be able to get his needs across ”

parent of a nonverbal child

“ simple cues like that make a very challenging situation tolerable, and we would be able to enjoy going to the local areas without worrying about a meltdown. ”

parent of a neurodiverse child

Media Coverage





[Simcoe Newspaper, August 14, 2023](#)

[Beach Booster Newspaper Pg. 6, September 2023](#)

[Wasaga Beach, Facebook, August 10, 2023](#)

[CTV News, August 31, 2023](#)





FAQ:

Does your service provide the actual board?

My service is the designing and creating of a high resolution PDF that I send to you to be printed at your vinyl printer.

What size of board do you recommend?

This is totally up to you and the vinyl printer. The sizes my customers have typically gone with are 36"x 24" for the Style #1 (schools) and 53" x35" for the playground setting.

What material are the boards made from?

The boards that I have seen installed were made from 3mm Alupanel material but your vinyl printer can discuss other options as well.

How many images can be on the board?

I would recommend minimal of 40 images for Style #1 up to 62 images plus alphabet and numbers for Style #2 . Both styles can include a logo, directions of use and any other sayings you would like.

