

Serving Barrie's Vulnerable Individuals and Families



Our Vision

A community where no one goes hungry

Our Mission

The Barrie Food Bank provides temporary food relief to vulnerable individuals and families in our community and serves as a resource to guide them along the road to self sufficiency

Our Values

Respect

Compassion

Independence and self sufficiency

Service excellence

About the Barrie Food Bank



Open for food service Mon, Wed, Fri. 1pm to 3:30pm and Thurs. 4pm to 7pm

The Barrie Food Bank is a community funded charity.

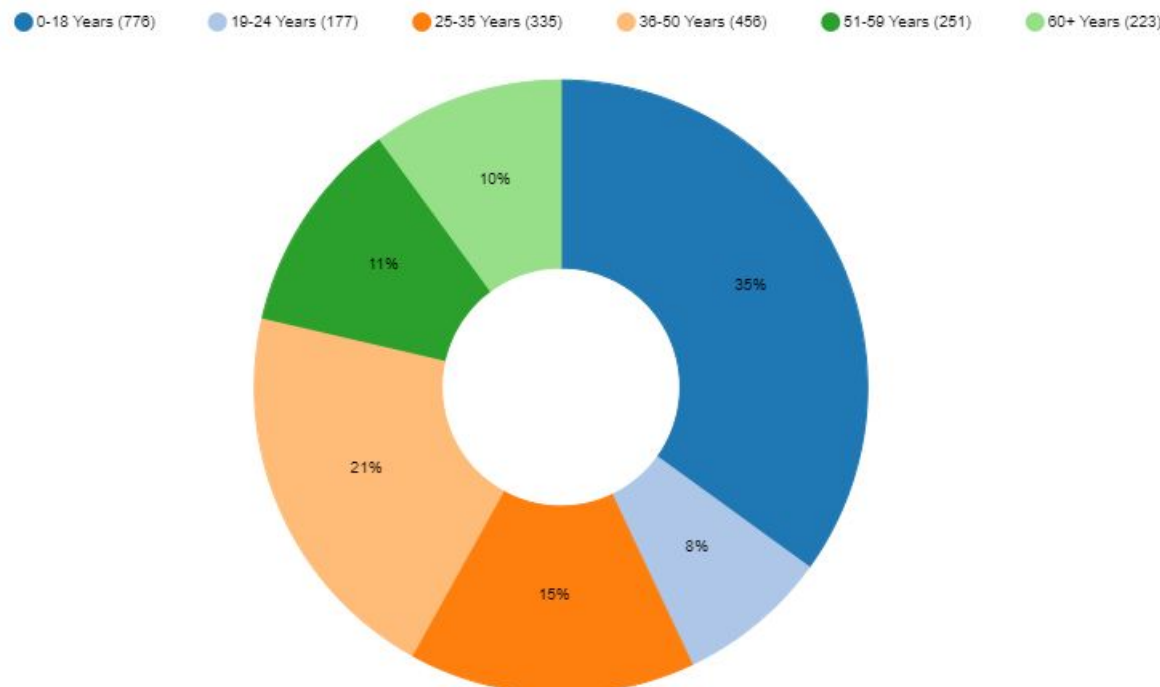
We provide monthly grocery hampers, emergency bags, camping bags, and re-stock 5 Little Food Pantries in Barrie weekly.

Everyone in the Barrie community is welcome to use our service.

We purchase food, recover surplus food from grocery stores and local businesses, and receive produce donations from individuals, farmers, and the community gardens

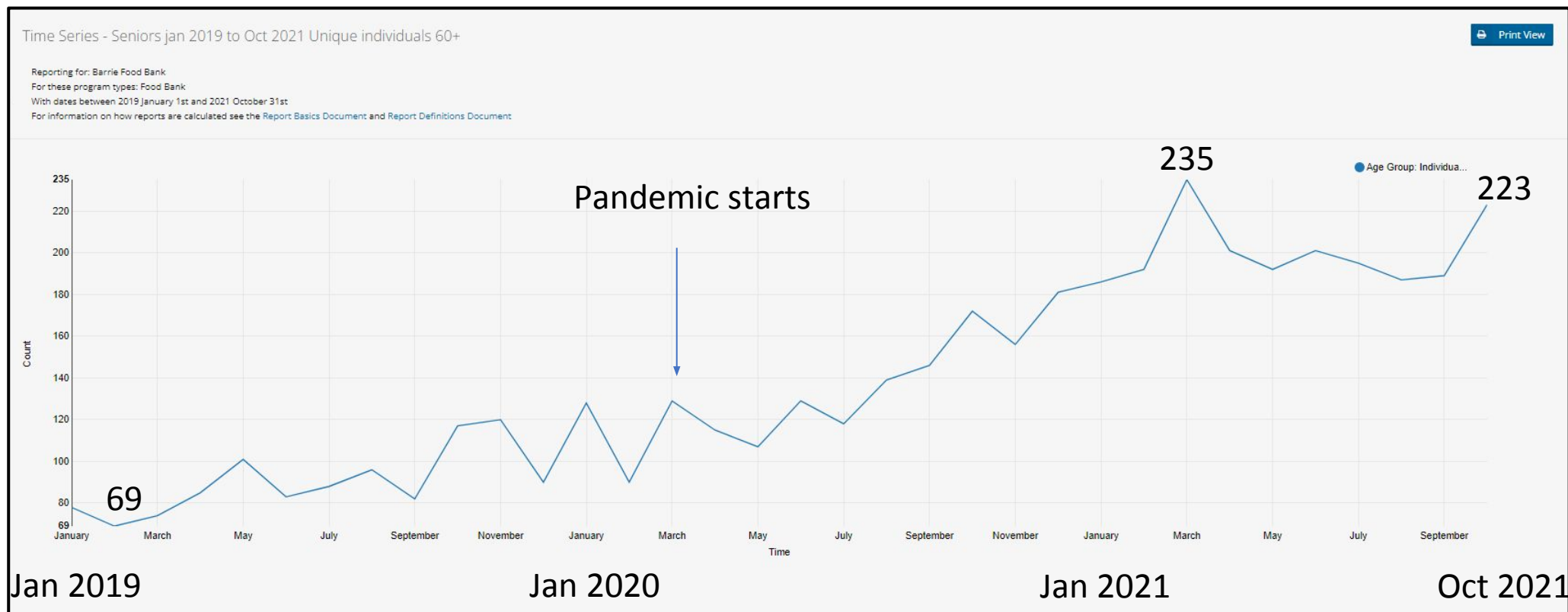
We have 3 full-time staff, 3 part-time staff and ~ 60 volunteers who operate the food bank.

Seniors' Use of the Food Bank



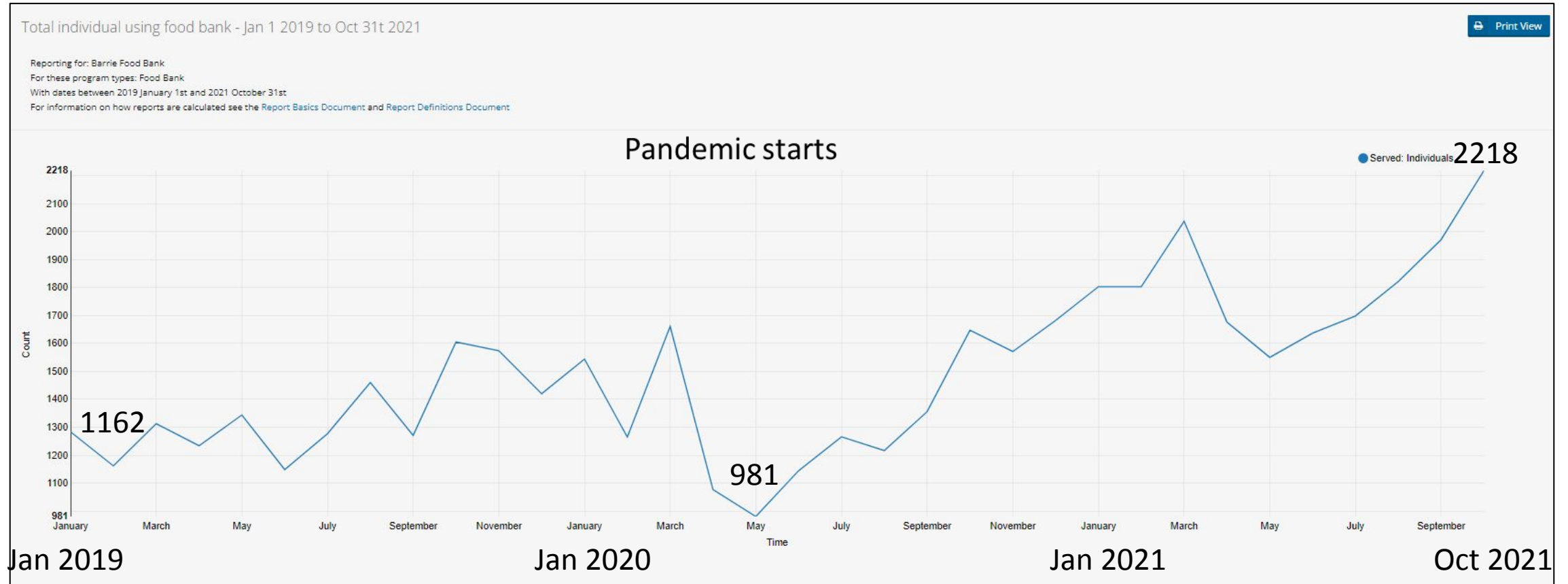
In October, we served **113** senior **households** or **223** **individuals**.
10% of our client base are seniors.

Number of **Individuals 60+** using BFB Jan. 1st 2019 to Oct. 31st 2021

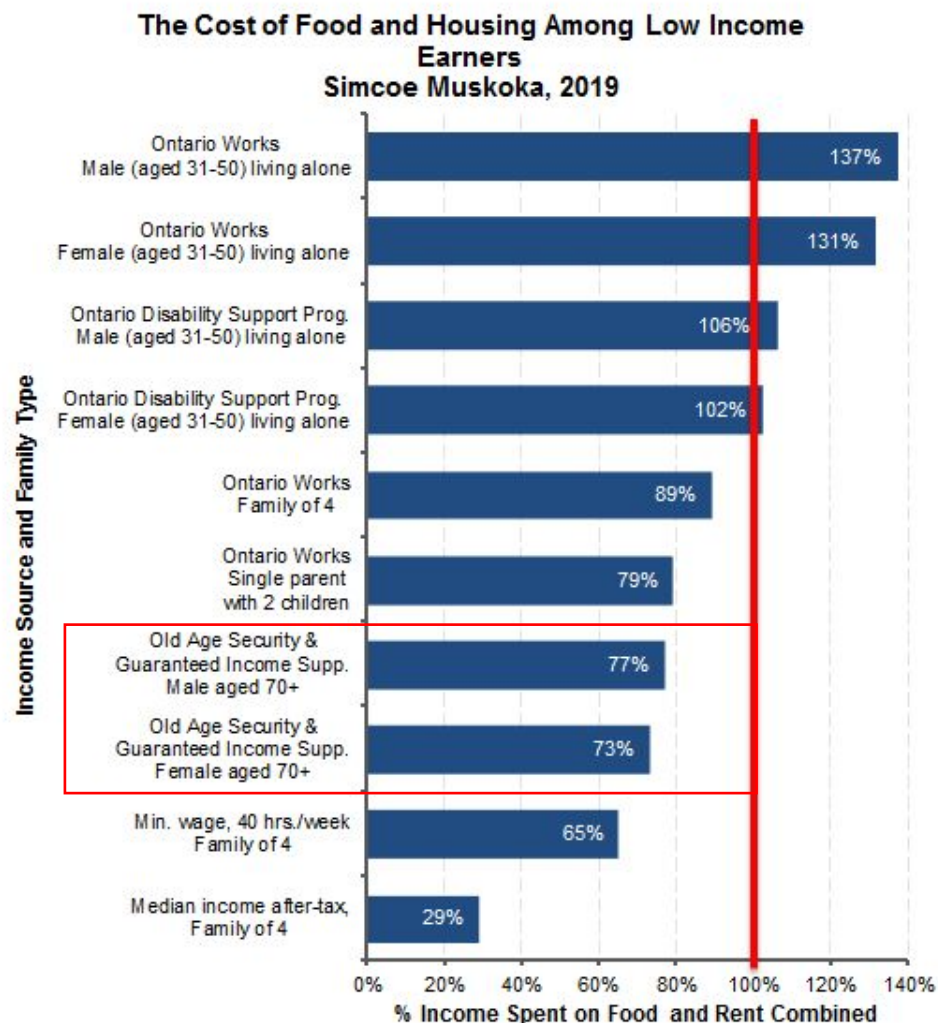


Number of seniors using the Food Bank has more than tripled (3.4 times) since the pandemic

Total Number of **Individuals** using BFB Jan. 1st 2019 to Oct. 31st 2021



Number of individual using the Food Bank has almost doubled since the pandemic



Data Sources: Nutritious Food Basket Survey, Simcoe Muskoka District Health Unit, 2019.
Market Rental Report Fall 2018, Canadian Mortgage and Housing Corporation.

Why is Usage Up?

In 2019, **73%** of a female senior's (living alone, age 70+) income (old age security and Guaranteed Income supplement) was being consumed with cost of food and Housing in Simcoe County. For males, it was **77%**.

Average rent for a one bedroom apartment in Barrie is now \$1775 (Source - Zumper) up 22% vs a year ago.

*Note: In 2019, median income after-tax for an Ontario family of four is used to provide a comparison for different scenarios involving low-income earners.

2019 County of Simcoe Nutritious Food Basket Income/Expense Scenarios



	Total Estimated Monthly Income	Monthly Rent ^a (may not include hydro)	Monthly cost of Nutritious Food Basket	Cost of food & rent combined	Per cent of income spent on food & rent combined	Money remaining for other basic needs ^b
Family of Four ^c , Ontario Works	\$2,623	3 bedroom ^d \$1,381	\$955	\$2,336	89%	\$287
Family of Four ^e , Minimum Wage	\$3,633	3 bedroom ^f \$1,381	\$955	\$2,336	64%	\$1,297
Family of Four ^g , Median Income (after-tax)	\$7,983	3 bedroom ^h \$1,381	\$955	\$2,336	29%	\$5,647
Single Parent with Two Children, Ontario Works	\$2,401	2 bedroom \$1,230	\$843	\$2,073	86%	\$328
Adult Male Living Alone, Ontario Works	\$825	Bachelor ⁱ \$820	\$321	\$1,140	138%	(\$315)
Adult Female Living Alone, Ontario Works	\$825	Bachelor ^j \$820	\$273	\$1,092	132%	(\$267)
Adult Male Living Alone, Ontario Disability Support Program	\$1,272	1 bedroom \$1,045	\$321	\$1,366	107%	(\$94)
Adult Female Living Alone, Ontario Disability Support Program	\$1,272	1 bedroom \$1,045	\$273	\$1,318	104%	(\$46)
Single Male Living Alone, Old Age Security & Guaranteed Income Supplement	\$1,727	1 bedroom \$1,045	\$306	\$1,351	78%	\$376
Single Female Living Alone, Old Age Security & Guaranteed Income Supplement	\$1,727	1 bedroom \$1,045	\$233	\$1,278	75%	\$449

Data Sources: Nutritious Food Basket Survey, Simcoe Muskoka District Health Unit, 2019.
Canadian Mortgage and Housing Corporation Ontario Rental Market Report, Fall 2018

^aAverage apartment rents for County of Simcoe are based on Canadian Mortgage and Housing Corporation Ontario Rental Market Report, Fall 2018 data and are estimates only.

^bBasic needs refers to, for example, transportation, clothing, phone, phone, personal care items, etc.

^cReference Family" of two adults plus two children, girl age 8, boy age 14.

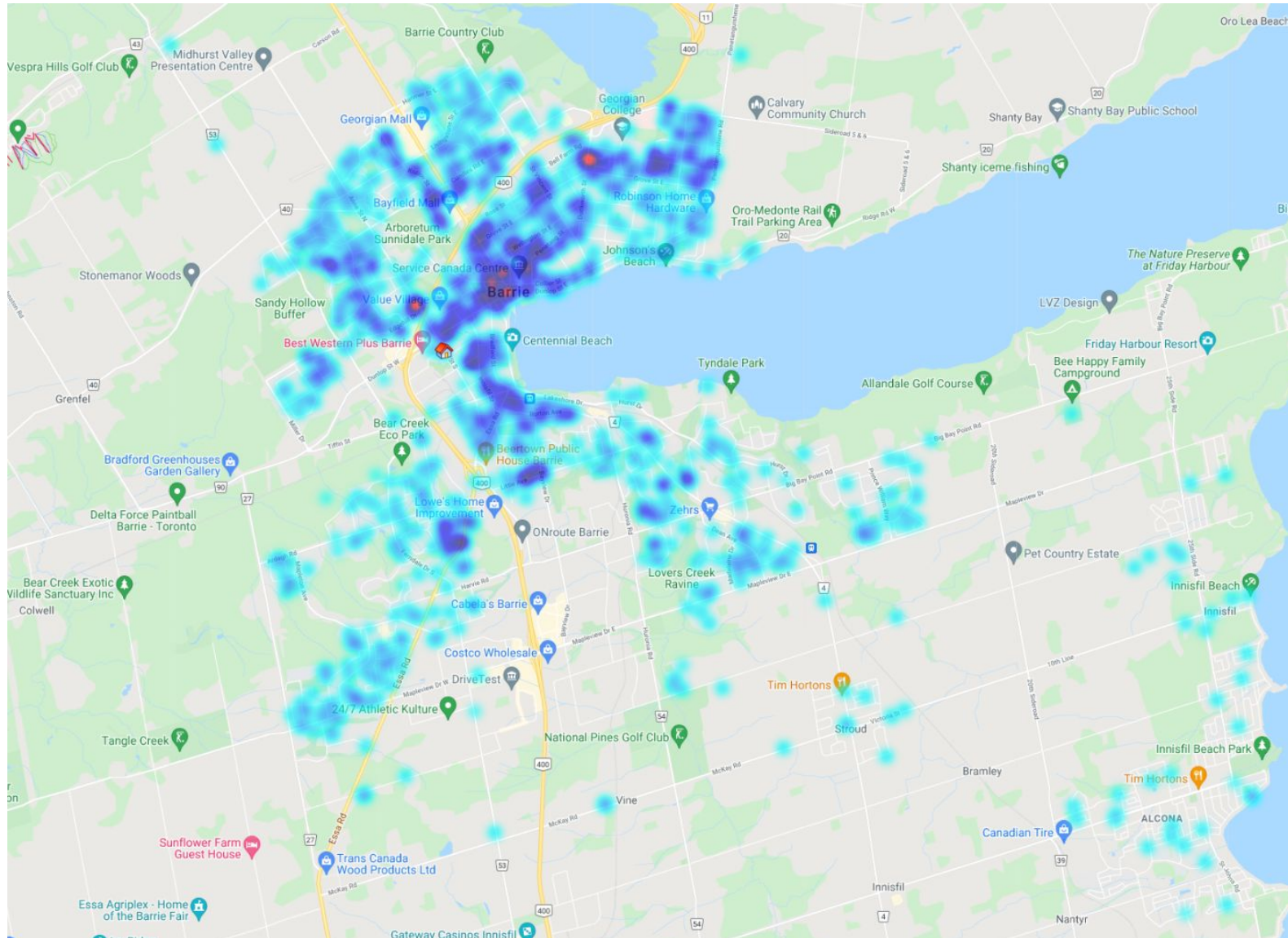
^dDue to data suppression from CMHC, rental rates for bachelor and 3+ bedrooms were determined using data imputation to assign replacement values for missing data for District of Muskoka to determine these estimates.

Inflation

Annual inflation rate for Ontario rose to 4.9% in October up from 4.4% in September. (Source: Stats Canada)

In 2019, seniors on GIS and OAS were generally able to cover their living expenses. However, rents in Barrie have skyrocketed in the last 2 years. A one-bedroom is now going for **\$1775 on average** (Source: Zumper) up 22% (\$325) over the previous year.

Food Bank Users Age 60 Plus



Usage comes from across the city.

Source: Link2Feed: Unique Individuals age 60+

Access to Food

Low barrier access:

- For a monthly “hamper” of food
 - Photo Id
 - Proof of residence in Barrie or Innifil
- Emergency bag or camping bag + bag of bread/pastries and water” no requirement
- Gift cards for special needs (e.g. special type of baby formula)
- Delivery available to ill, disabled, unable to get a drive, get a ride or pay for transportation
- Many agencies such as CMHA, CAPULTA, Redwood, Barrie Community Health pick up orders from the Food Bank for their clients

What We Provide



Questions ?