



City of Barrie Finance and Corporate Services Committee Presentation

May 31, 2022



Health & Emergency Services – Municipal Requirements



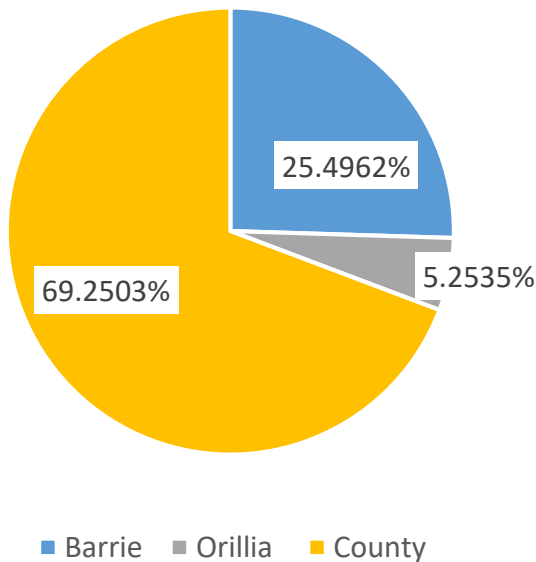
Paramedic Services

Long-Term Care

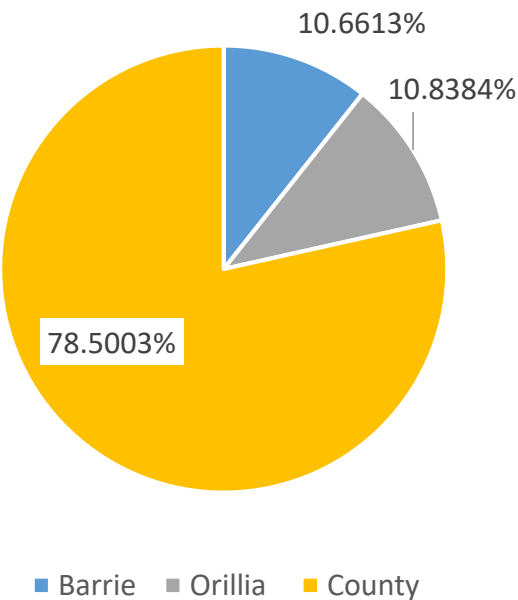


Cost Sharing Breakdowns - 2021

**Paramedic Services
2021 Cost Sharing %**
Based on Weighted Tax Assessment



Long-Term Care 2021 Cost Sharing %
Based on Resident Days (65%) & Weighted Tax Assessment (35%)



Legislative Requirements

Ambulance Act

Municipal responsibilities

6 (1) Every upper-tier municipality shall,

- (a) except as otherwise provided by regulation, be responsible for all costs associated with the provision of land ambulance services in the municipality, subject to any grant made to the municipality under subsection 4 (3); and
- (b) be responsible for ensuring the proper provision of land ambulance services in the municipality in accordance with the needs of persons in the municipality. 1997, c. 30, Sched. A, s. 6; 1999, c. 9, s. 3 (1, 2); 2009, c. 33, Sched. 18, s. 1 (2, 3).



Paramedic Services: Operations

911 Emergency Medical Response

- ❑ Primary & Advanced Care Paramedics
- ❑ County-wide System / Seamless Principal
- ❑ Barrie Simcoe Emergency Services Campus
 - ❑ 6 Paramedic Posts
- ❑ Paramedic Resources - Barrie
 - ❑ 4-24 hour Ambulances
 - ❑ 1-12 hour Ambulance
 - ❑ 1-12 hour Ambulance (Saturdays)
 - ❑ 2-12 hour Rapid Response Units
 - ❑ 1-12 hour Ambulance (Fridays: June-Sept.)



Paramedic Services: Emergency Response

Average Call Volume

□ 32.8 % past 5 years

Avg Call Volume	2017	2018	2019	2020	2021	2022 Estimate
Total County	70,073	73,722	78,498	74,138	76,784	78,429
Total City of Barrie	22,995	24,750	25,625	23,372	25,127	24,725

Average Response Time

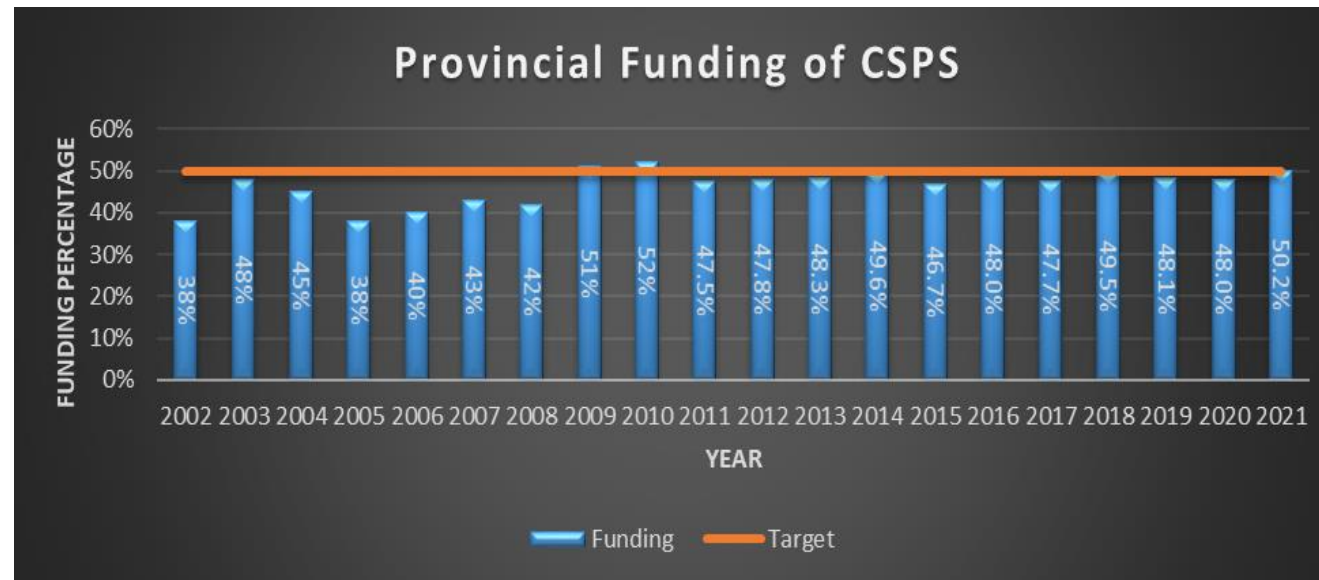
□ 6:24 minutes past 5 years

Avg Response Time	2017	2018	2019	2020	2021	2022 Estimate
Total County	7:49	7:52	7:45	7:48	8:03	7:48
Total City of Barrie	6:18	6:19	6:17	6:22	6:44	6:25

Paramedic Services: MOH Funding

Ministry of Health Funding Formula - 50% Cost Share

- ❑ 50% Approved Budget – Prior Year
- ❑ Ops. Expenses + Capital Depreciation (past year) + D.O.N. (100%)



Paramedic Services: Community Support

Public Access Defibrillator (PAD) – Sustainable Funding

- ❑ 314 Registered AEDs
- ❑ 170 in County Maintenance Program

Community Paramedicine

- ❑ Hybrid (\$266K Annually)
- ❑ MLTC CP Program \$2.3M Annually
 - ❑ Fall 2021- MLTC Expansion in Barrie (115)
 - ❑ MLTC – 4 year Funding Program (2021-2024)
- ❑ Vulnerable Sector CP Program
 - ❑ HISH Funding (\$230K)



Paramedic Services: Capital Planning

- ❑ 10 Year Facility Plan (2021-2031)
- ❑ Predictive Modeling Tool
 - ❑ Call Volume
 - ❑ Hospital Time
 - ❑ Station Location
 - ❑ Resource Changes
 - ❑ Population Growth
 - ❑ Operational Parameters
 - ❑ Performance Metrics
- ❑ 18 Stations + 7 Posts
- ❑ BSESC + 6 Posts (dev)
- ❑ MFC Financing - 10 Years

Location	2021	2022	2023	2024	2025	2026	2027	2028	2029	2030	2031
POST Central East Barrie (1 BAY)	Construction	Complete									
STATION Bradford (5 BAY)	Land/Plan	Construction	Complete								
STATION Waubushene (3 BAY)	Land/Plan	Construction	Complete								
POST Springwater South (1 BAY - EXP 2)		Land/Plan	Construction	Complete							
STATION SE Severn (3 BAY - EXP 4)		Land/Plan	Construction	Complete							
STATION Wasaga Beach (3 BAY - EXP 4)		Land/Plan		Construction	Complete						
POST Central West Barrie (2 BAY)			Land/Plan	Construction	Complete						
STATION Innisfil (3 BAY)				Land/Plan	Construction	Complete					
POST Tiny (1 BAY)					Land/Plan	Construction	Complete				
STATION Oro (South) (3 BAY - EXP 4)						Land/Plan	Construction	Complete			
POST SE Barrie (2 BAY)							Land/Plan	Construction	Complete		
POST Oro (North) (1 BAY)								Land/Plan	Construction	Complete	
POST Southwest Barrie (2 BAY)									Land/Plan	Construction	Complete

2022 PS
PROPOSAL



Paramedic Services: Operational Efficiency

Paramedic Services Comparative Operating Cost per
Weighted Vehicle In -Service Hour (2020) - MBNC

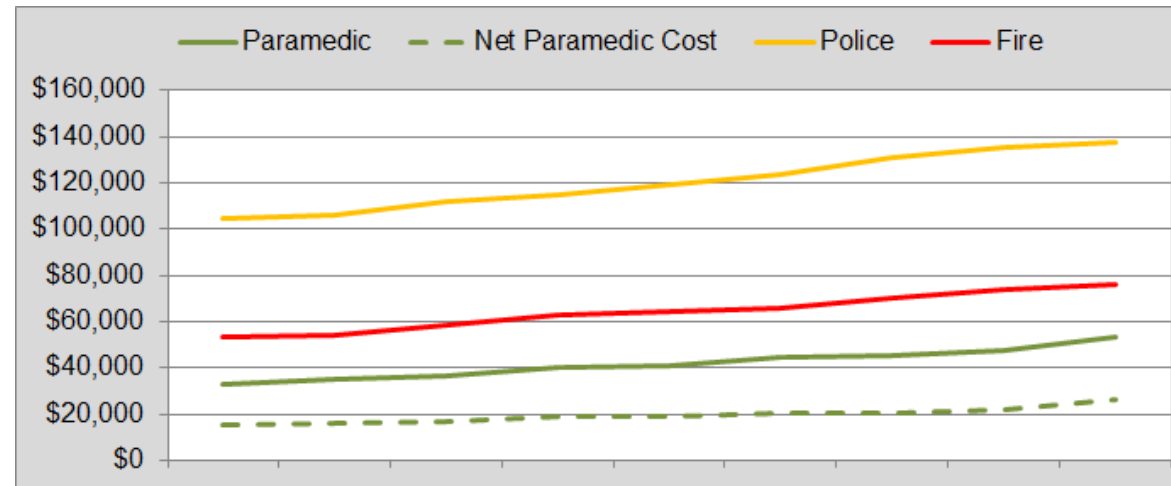


Municipality	Cost
Median of Municipal Results	232
Average of Municipal Results	237
Simcoe County	208
Durham Region	234
Halton Region	233
City of Hamilton	246
City of London (Middlesex)	209
Niagara Region	220
City of Toronto	294
City of Waterloo	228
City of Windsor	231
York	268

Source – Municipal Benchmarking Network Canada, Ontario Financial Information Return, 2020 data except London (2019)



Emergency Services Costs - Comparison



Municipal Cost County and Cities \$000's

	2012	2013	2014	2015	2016	2017	2018	2019	2020
Paramedic	32,892	34,990	36,749	39,891	40,900	44,723	45,339	47,788	53,448
Net Paramedic Cost	15,126	15,931	16,735	19,235	18,757	20,827	20,142	22,066	26,425
Police	104,910	106,112	111,765	115,158	119,343	123,754	131,091	135,175	137,586
Fire	53,473	54,407	58,277	62,837	64,416	65,604	70,350	73,612	76,056

Source - Ministry of Municipal Affairs and Housing - 2020 Annual Financial Information Returns (9 municipalities have not reported data for 2020, used 2019 for them)



Legislative Requirements

Long-Term Care Homes Act (2007)

Southern municipal homes

119 (1) Every southern municipality that is an upper or single-tier municipality shall establish and maintain a municipal home and may establish and maintain municipal homes in addition to the home that is required. 2007, c. 8, s. 119 (1).

Agreement to help maintain home – south

121 (1) A southern municipality that is required or permitted to establish and maintain a municipal home but that is not maintaining a home or joint home may enter into an agreement with a municipality or municipalities maintaining a home or joint home to help maintain that home or joint home. 2007, c. 8, s. 121 (1).

Alternative ways to meet requirement

(2) The requirement in subsection (1) is met if the southern municipality participates in the establishment and maintenance of a joint home or helps maintain a municipal home or joint home under an agreement under section 121. 2007, c. 8, s. 119 (2).



Long-Term Care

Long-Term Care Homes

- ❑ 4 homes, 544 beds
- ❑ 24/7 Nursing and Personal Care
- ❑ Social and Recreation
- ❑ Mobility Support
- ❑ Montessori Programming
- ❑ Respite Services



Long-Term Care: Regional Support Services

Geriatric Mental Health Team (formally BSO Team)

- ❑ Supports all 26 LTC Homes in Simcoe County

Behavioural Support Transitional Unit (BTSU)

- ❑ Georgian Manor – Approved Regional Site (July 2022)

Digital Coordinator - Telemedicine Support

- ❑ Coordinate Delivery and Appointments for telemedicine
- ❑ Provides Training & Leadership to all 26 LTC Homes

Regional Dialysis Program (2 Sites)

- ❑ Trillium Manor (Orillia)
- ❑ Simcoe Manor (Beeton)



Long-Term Care: Operational Considerations

COVID-19 Pandemic – Financial Impact

- ❑ Full-time Declarations
- ❑ PPE Supplies & Inventory Management

Human Resource Management

- ❑ Province-wide Staffing Shortages
- ❑ Agency Support – Price Escalation
- ❑ IPAC Expertise / Education



Long-Term Care: Funding

Ministry of Long-Term Care – Operational Funding

❑ 4 Funding Envelopes

- ❑ Nursing & Personal Care \$101.76 (CMI Adjusted)
- ❑ Program & Support Services \$12.24
- ❑ Raw Food \$11.00
- ❑ Other Accommodations \$56.16

❑ **Global Per Diem** – Annual Increases 1.5% (Hx)

- ❑ \$7.27 - \$7.38

❑ **Minor Capital Funding**

- ❑ \$247,674
- ❑ \$5K + \$1.42 Per Diem



Ontario's LTC Staffing Plan (2021-2025)

Funding More Direct Care Hours

- ❑ 4 year Funding Program
- ❑ Increase to Average 4 Hours / Resident / Day
 - ❑ March 31, 2022 - 3 Hours
 - ❑ March 31, 2023 - 3 Hours & 15 Minutes
 - ❑ March 31, 2024 - 3 Hours & 42 Minutes
 - ❑ March 31, 2025 – 4 Hours



Long-Term Care: Capital Redevelopment

Simcoe Manor Capital Development (2020)

- ❑ Base Construction Funding \$20.53 - \$23.78 per diem
- ❑ CSF Adjustment \$1.50 per diem
- ❑ Planning Grant \$250K
- ❑ Transition Support \$300 per bed

Georgian Manor Capital Development (2022)

- ❑ 16 Bed Expansion
- ❑ Fall Construction Start
- ❑ Base Construction + CSF + Planning Grant



Long-Term Care: Capital Planning

- ❑ Capital projects are based on the asset management plan, building condition assessments and equipment replacement
- ❑ LTC Capital Requires MLTC Approval
- ❑ Approved - Simcoe Manor Redevelopment
- ❑ Approved - Georgian Manor Expansion
- ❑ Efficiencies – Economies of Scale
- ❑ Increased Capacity / Waitlist



Long-Term Care: Operational Efficiency

Approximate Budget Levy \$ per day per bed day			
Municipality (# of Homes)	# of Beds	2021 Approximate Budget Levy \$ per day per resident *	2021 Approximate Budget Levy \$ *
Simcoe County (4)	544	\$42.50	\$8,438,583
Grey County (1)	316	\$45.73	\$5,274,600
Bruce County (1)	244	\$90.48	\$8,057,734
Oxford County (1)	228	\$99.85	\$8,309,517
Essex County (1)	206	\$135.11	\$10,158,870
Wellington County (1)	176	\$102.17	\$6,563,200
District of Muskoka (1)	160	\$18.93	\$1,105,383
Dufferin County (1)	160	\$54.43	\$3,179,000
Northumberland County (1)	151	\$68.88	\$3,796,121

*- Source – Municipal Websites – 2021 Budgets – based on information available in order to determine comparative figures

Long-Term Care Operating Cost per Long-Term Care Facility Bed Day		
Municipality (# of Homes)	# of Beds	2019 Operating Cost per resident \$*
Median		\$257
Simcoe County	541	\$244
Toronto	2,641	\$242
Niagara Region	931	\$225
Durham Region	847	\$323
Halton Region	572	\$257
Hamilton	430	\$262
London	243	\$249
Waterloo Region	238	\$269
Windsor	224	\$270
York Region	232	\$290
Thunder Bay	150	\$250

* - Source – Municipal Benchmarking Network Canada



Questions?

